


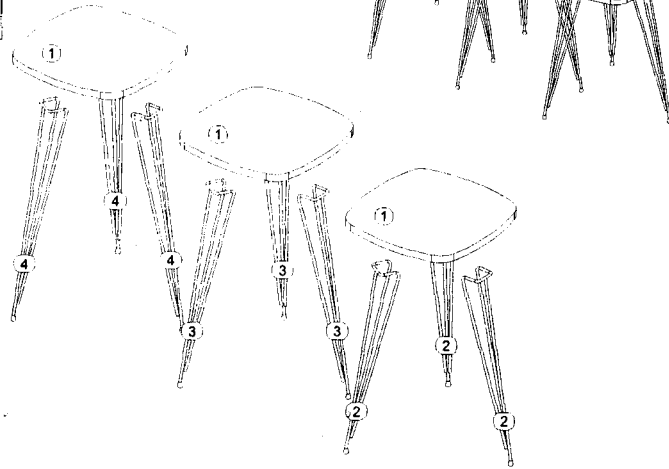


ASSEMBLY INSTRUCTIONS

P. NO : 1/1

PART LIST		QTY	HARDWARE	
1	TOP PANEL	3 PCS	AB	PLASTIC PLUG Ø5  9 PCS
2	METAL LEG - 46 CM	3 PCS	BG	4 x 20MM SCREW  18 PCS
3	METAL LEG - 50 CM	3 PCS	CJ	PLASTIC CONNECTION PLATE  9 PCS
4	METAL LEG - 54 CM	3 PCS		
HARDWARE PACK		1 PC		



ASSEMBLY INSTRUCTIONS

