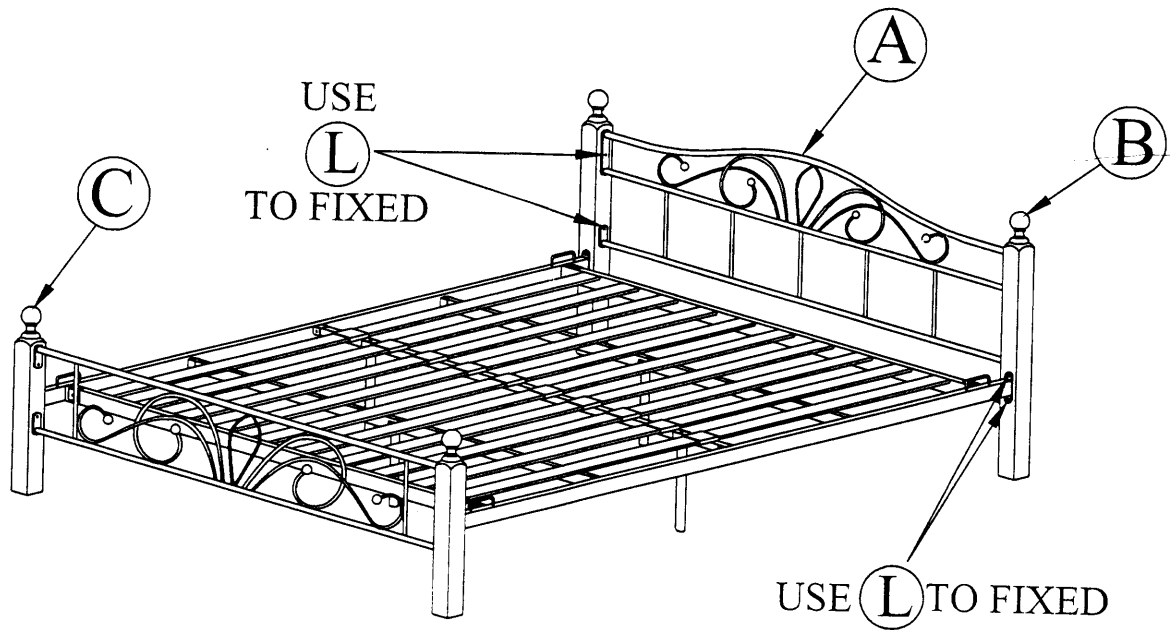
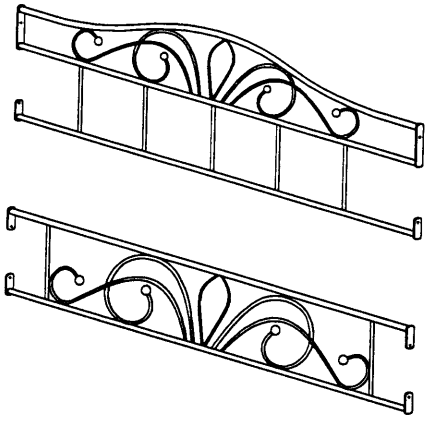
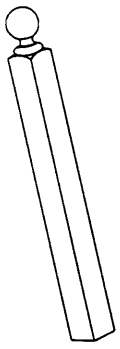
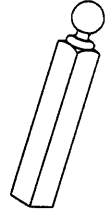
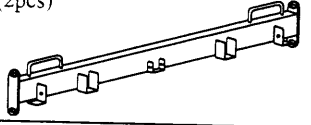
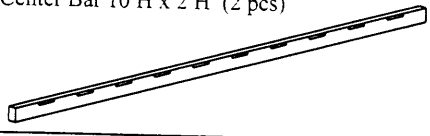

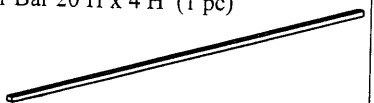









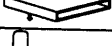


# ASSEMBLY INSTRUCTION VENICE QUEEN BED



## PART LIST

<b>A. Head Board (1pc) &amp; Foot Board (1pc)</b> 	<b>B. Woodpost "H" (2pcs)</b> 	<b>C. Woodpost "L" (2pcs)</b> 	<b>E. Siderail (2pcs)</b>  <b>F. Center Bar 10 H x 2 H (2 pcs)</b>  <b>G. Support Bar (2pcs)</b>  <b>Z. Center Bar 20 H x 4 H (1 pc)</b> 
<b>D. Wooden Bed Slat (20pcs)</b> 	<b>I. Short Legs (2pcs)</b> 	<b>J. Long Legs (2pcs)</b> 	

## HARDWARE LIST

K.		L Allen Key M4		
L.		M6 x 25mm Bolt	Head & Foot Board / Siderail	1 pc
M.		M6 x 50mm Bolt	Support Bar with Short leg	16 pcs
N.		M6 x 40mm Bolt	Center Bar 20 H x 4 H / Long leg	2 pcs
O.		M6 x Hex Nut	M6 x 40mm Bolt	4 pcs
P.		Plastic Cap	Center Bar 20 H x 4 H	2 pcs
T.		M6 x 45mm Bolt	Bracket	10 pcs
U.		Bracket	Siderail with Center Bar 10 H x 2 H	4 pcs